

BOYA KM6

Quick Start Guide

快速操作指南

Guía de inicio rápido

Schnellstartanleitung

Guide de démarrage rapide

Guida rapida all'avvio

クイックスタートガイド

Руководство по быстрому началу

Thank you for choosing BOYA!

Please read this manual carefully before use. Strictly follow the instructions for operation and storage. Keep this manual for future reference. If you require further assistance, please contact your retailer or email us at: sales@boya-mic.com

感谢您选择BOYA!

请在使用前仔细阅读本手册，并严格按照说明进行操作和存储。请妥善保存好说明书以供将来参考。如果用户手册不能帮助您解决某些问题，请向零售商寻求帮助或给我们发送电子邮件：sales@boya-mic.com

Cautions

1. Do not use the product underwater or expose it to rain. Store it in a cool, dry place.
2. Use and store the product at room temperature. Avoid frequent movement between hot and cold environments. Keep away from heat sources such as heaters and ovens.
3. Keep the product away from dust and moisture during use and storage.
4. Avoid harsh impacts and collisions.
5. Do not place the microphone close to speakers to prevent audio feedback.
6. For optimal pickup performance, do not cover the microphone with your hand.

注意事项

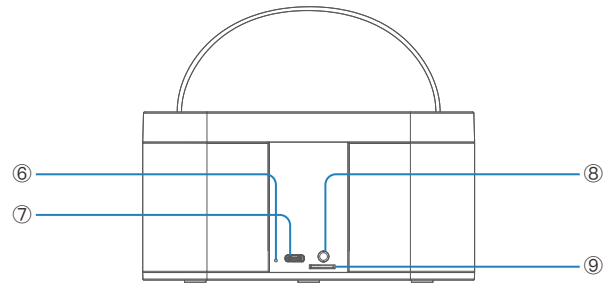
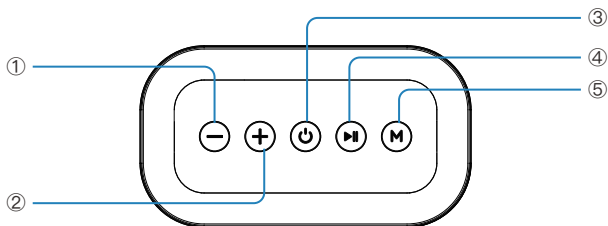
1. 不要在水下使用本机，不要将其暴露在雨中。请存放在阴凉干燥处。
2. 请在常温下使用并保存。不要频繁地将其从过热状态移至过冷状态，并远离热源，如加热器、烤箱或其他产生热量的设备。
3. 在使用和储存时，请注意防尘和防潮。
4. 小心避免猛烈的碰撞。
5. 为避免声音反馈，请勿将麦克风对准音响的喇叭。
6. 为获得最佳拾音模式，请勿将手放在麦克风上。

The BOYA KM6 Karaoke Microphone System is a versatile audio companion integrating professional sound quality, intelligent anti-feedback technology, and wide compatibility. Equipped with a high-performance audio processor and a professional-grade microphone capsule, it delivers crystal-clear vocals and rich bass for an immersive experience. Advanced anti-feedback algorithms effectively suppress background noise, ensuring pure and stable sound even during close-up singing. It supports Bluetooth, TF card, and AUX audio input, making it a versatile all-in-one device for family gatherings, outdoor activities, and conference presentations. Lightweight and stylish with long battery life and various fun voice effects, it makes every performance enjoyable and unique.

BOYA KM6 K歌麦是一款集专业音质、智能防啸叫与多场景兼容于一体的音乐伴侣。内置高性能音频处理器与专业麦克风，带来清晰人声与浑厚低音的沉浸体验；搭载先进防啸叫算法，有效抑制杂音，让您近距离演唱依然纯净稳定。支持蓝牙、TF卡、AUX音频输入等多种连接方式，无论是家庭聚会、户外旅行还是会议宣讲，都能即连即用，一机多能。轻巧时尚的机身搭配持久续航，预设多种趣味变声音效，让每一次演唱都充满乐趣与个性。

Product Overview / 产品概览

Speaker / 音响部件



① “-” Button / “-” 键

Single press to skip to the previous track

单击切换成上一曲

Press and hold to decrease volume

长按减小音量

② “+” Button / “+” 键

Single press to skip to the next track

单击切换成下一曲

Press and hold to increase volume

长按增大音量

③ Power Button / 电源键

Press and hold for 2 seconds to power the speaker on/off

长按2秒开机/关机

Double press to force-disconnect Bluetooth

双击强制断开蓝牙

④ Pause/Play Button / 暂停/播放键

Single press to pause or resume audio playback

单击暂停/播放音频

⑤ Mode Switch / Light Effect Switch/模式切换/灯效切换

Single press to switch among Bluetooth, TF card, and AUX modes

单击切换蓝牙、TF卡和音频输入模式

Press and hold for 2 seconds to cycle through five light effects or turn off lights

长按2秒循环切换五种灯效及关闭灯效

⑥ Charging Indicator / 充电指示灯

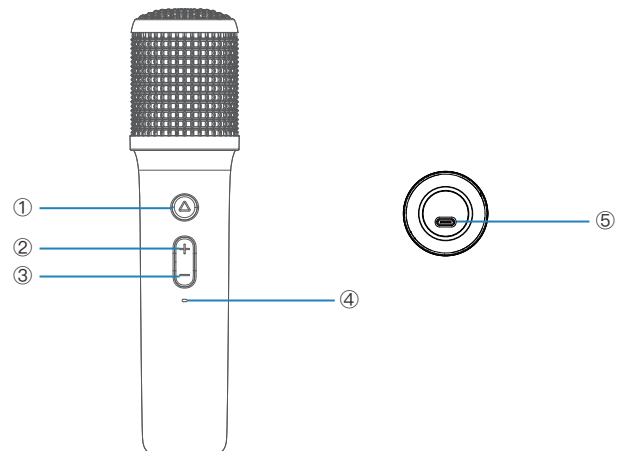
⑦ USB-C Charging Port / Type-C 充电口

⑧ AUX Input Port / 外部音频输入接口

⑨ TF Card Slot / TF卡插口

Function / 功能	Voice/Indicator Prompt / 语音/指示灯提示
Power On / 开机	Power On / Colorful lights on / 开机/炫彩灯亮起
Switch to Bluetooth Mode 切换至蓝牙模式	Voice: Bluetooth Mode / 语音: 蓝牙模式
Bluetooth Connected 连接上蓝牙	Voice: Bluetooth Connected Successfully/ 语音: 蓝牙连接成功
Switch to TF Card Mode 切换至TF卡模式	Voice: TF Card Mode / 语音: TF卡模式
Switch to AUX Mode 切换至音频输入模式	Voice: AUX Mode / 语音: 音频输入模式
Maximum/Minimum Playback Volume 最大/最小播放音量	Voice: Maximum Volume/Minimum Volume/ 语音: 最大音量/最小音量
Charging / 充电中	Indicator stays solid / 充电指示灯常亮
Fully Charged / 充满电	Indicator turns off / 充电指示灯熄灭
Low Battery / 低电量	Voice: Low Battery / 语音: 电量低

Microphone / 麦克风部件



① Power / Mute / Settings Button / 电源键/静音键/设置键

Press and hold for 2 seconds to power the microphone on/off

长按2秒开机/关机

Double press to enable/disable mute mode (mic disabled when muted)

双击开启/关闭静音模式，开启后麦克风无法收音

Single press to switch between Volume Adjustment and Reverb

Adjustment modes (use +/- to adjust levels after switching)

单击切换音量调节/混响调节模式(切换后可通过+、-键调节档位)

② “+” Button / “+” 键

Single press to increase volume or reverb level

单击可增加音量或混响档位

Press and hold for 2 seconds to skip to the next track during music playback

播放音乐时长按2S可切换为下一曲

Double press to enable/disable vocal removal (When enabled, only the instrumental accompaniment of the song remains.)

双击可开启/关闭消原声, 开启后歌曲仅保留伴奏

Note: Vocal removal may not work for some songs due to audio source limitations.

注意: 部分歌曲由于音源限制无法开启消原声功能

③ “-” Button / “-” 键

Single press to decrease volume or reverb level

单击可降低音量或混响档位

Press and hold for 2 seconds to skip to the previous track during music playback

播放音乐时长按2S可切换为上一曲

Double press to cycle through audio effects: KTV Mode / Pro Mode / Male Voice Mode / Female Voice Mode / Child Voice Mode / Monster Voice Mode

双击切换KTV 模式/专业模式/男声/女声/娃娃音/魔兽音

④ Wireless Connection/Charging Indicator / 无线连接/充电指示灯

The indicator flashes blue when powered on, and stays solid blue when successfully connected to the speaker.

开机时指示灯蓝灯闪烁, 成功连接音响蓝灯常亮

When charging while powered off, the indicator stays solid red.

When charging while powered on, the indicator shows a mixed red and blue light. The red light turns off when fully charged.

关机充电指示灯红蓝亮起, 开机充电红蓝混合灯亮起, 充满红灯熄灭

⑤ USB-C Charging Port / Type-C 充电口

Note: If the microphone cannot power on while charging when turned off, reverse the plug direction and reconnect.

如关机充电无法开机, 需将插头换个方向插入

Function / 功能	Voice/Indicator Prompt / 语音/指示灯提示
Power On / 开机	Indicator flashes blue/Colorful lights on / 话筒指示灯蓝灯闪烁/炫彩灯亮起
Connected to Speaker 连接上音响	Indicator stays solid blue / 话筒指示灯蓝灯常亮
Mute On/Off / 静音开启/关闭	Voice: Microphone On/Microphone Off / 语音提示: 话筒开/话筒关
Volume Adjustment / Reverb Mode Switch 音量调节/混响调节模式切换	Voice: Volume Adjustment/Reverb Adjustment / 语音提示: 音量调节/混响调节
Increase/Decrease Volume and Reverb Level 增加/降低音量及混响档位	Voice: Beep (increase / decrease one level) ; Click (maximum / minimum level reached) / 语音提示: 嘟(增加/降低一档); 滴(最大档/最小档)
Vocal Removal / 消原声	Voice: Vocal Removal On / Vocal Removal Off / 语音提示: 消原声开/消原声关
Audio Effects Switch / 音效切换	Voice: KTV Mode/Professional Mode/Female Voice Mode/Male Voice Mode/Child Voice Mode/Monster Voice Mode / 语音提示: KTV模式/专业模式/男变女/女变男/萝莉音模式/魔兽音模式
Charging / 充电中	Power-on charging: Mixed red and blue lights on ; Power-off charging: Indicator stays solid red / 开机连接状态: 红/蓝混合指示灯常亮; 关机时红色指示灯常亮
Fully Charged / 充满电	Red light turns off / 红色指示灯熄灭

Operation Guide / 操作指引

1. Microphone & Speaker Connection

① Turn on the speaker.

② Press and hold the microphone power button for 2 seconds to turn on the microphone. The indicator flashes blue when powered on, and stays solid blue when successfully connected to the speaker.

2. Bluetooth Mode

① Turn on the speaker and switch to Bluetooth mode to make it discoverable.

② Enable Bluetooth on your phone. Search for devices and select BOYA KM6 to pair.

3. TF Card Mode

Turn on the speaker, insert a TF card with preloaded music. Single press the “M” button to switch to TF Card Mode and start playback.

4. AUX Input Mode

Connect an external device to the speaker using a 3.5 mm TRS to 3.5 mm TRS cable. Single press the “M” button to switch to AUX Mode.

1、话筒与音量连接

① 将音响开机

② 长按话筒电源键2秒开机, 开机后指示灯蓝灯慢闪; 与音响自动连接成功后, 指示灯蓝灯常亮。

2、蓝牙功能

① 打开音响电源开关并切换成蓝牙模式, 使音响处于“可被搜索”的状态

② 打开手机蓝牙, 在蓝牙界面可以看到“搜索设备”的选项, 选择“BOYA KM6”进行配对。

3. TF卡功能使用

音响开机后, 插入 TF卡 (卡内已存放歌曲), 短按“M键”切换至TF卡模式即可播放;

4. 音频输入模式

将外部设备通过3.5 mm TRS转3.5mm TRS线连接音响背面的圆孔, 短按“M键”切换至音频输入模式, 外部设备的音源即可传输到音响播放。

Specifications / 参数说明

Model: BOYA KM6

Microphone Capsule Type: Dynamic Microphone

Microphone Sensitivity: -46 dB

Frequency Response: 180 Hz – 18 kHz

Signal-to-Noise Ratio: 80 dB

Speaker Power: 4Ω 5W × 2

Speaker Charging Voltage: 5 V / 1300 mAh

Speaker Charging Time: 3.5 hours

Speaker Battery Life: 6 hours

Microphone Charging Voltage: 5 V / 350 mAh

Microphone Charging Time: 2 hours

Microphone Battery Life: 15 hours

2.4G Transmission Range: 10 meters

Bluetooth Transmission Range: 10 meters

Microphone Battery Capacity: 500 mAh

Speaker Battery Capacity: 3600 mAh

Bluetooth Version: 5.4

Product Weight:

- Microphone: 111 g

- Speaker: 686 g

Product Dimensions:

- Microphone: φ40 × 175 mm

- Speaker: 152 × 82 × 76 mm

产品型号: BOYA KM6

咪芯类型: 动圈麦克风

麦克风灵敏度: -46dB

频率响应: 180Hz-18kHz

信噪比: 80dB

喇叭功率: 4Ω 5W*2

音响充电电压: 5V/1300 mAh

音响充电时间: 3.5小时

音响续航时间: 6小时

话筒充电电压: 5V/350 mAh

话筒充电时间: 2小时

话筒续航时间: 15小时

2.4G传输范围: 10米

蓝牙传输范围: 10米

话筒电池容量: 500 mAh

音响电池容量: 3600 mAh

蓝牙版本: 5.4

产品重量:

-麦克风: 111g

-音响: 686g

产品尺寸:

-麦克风: φ40*175mm

-音响: 152*82*76mm

In the Box / 配件清单

Speaker × 1

Microphone × 2

USB-A to USB-C Charging Cable × 1

音响 × 1

话筒 × 2

USB-A转USB-C充电线 × 1



Scan the QRCode to Access the Complete User Manual 扫码获取《用户手册》



Scan the QR Code to Access the Tutorial Videos 扫码观看操作教程