



## 数字手持麦克风

Instruction Manual  
说明书

## **Instruction:**

BOYA BY-HM2 is a cardioid handheld mic, which is specially designed for mobile devices.

With USB Type-C, USB-A and Lightning audio cables all included, it perfectly compatibles with most iOS , Android smartphones & tablets, Windows and Mac PC etc.

With cardioid polar pattern, it greatly helps mobile devices to focus on sound in front of the microphone and effectively reduce unwanted background noise.

With gain control on both microphone and Headphone, it allows users to adjust volume on both headphone and the microphone to get the best recording experience according to different environment.

A mini tripod and 3/8" to 5/8" microphone mount are included as well, which allow users to make any on desk recording like vlogging, live streaming and music recording, or the microphone could be mounted on any professional microphone stand with 3/8" or 5/8" male screw, perfect for live, speech and studio recording etc.

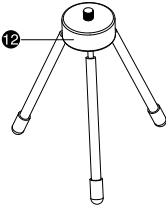
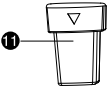
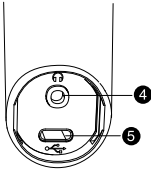
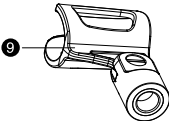

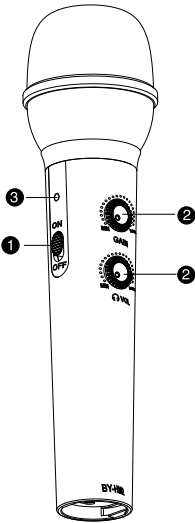
On the bottom of the microphone, there is an interchangeable USB Type-C socket that allow BY-HM2 to be used with different devices via different cables, the otherside is a built-in 3.5mm headphone output jack, and no latency headphone monitoring is allowed.

To protect earphone cables and audio cables in chaos environment, in the BY-HM2 kit, a very considerable cable protector will be included to protect cables from damaging.

## **Package Content:**

- BY-HM2 microphone
- USB Type-C to Lightning audio cable
- USB Type-C to USB-A audio cable
- USB Type-C audio cable
- Microphone mini tripod
- A 3/8" to 5/8" microphone mount
- Cable protector
- Carrying Pouch
- Manual

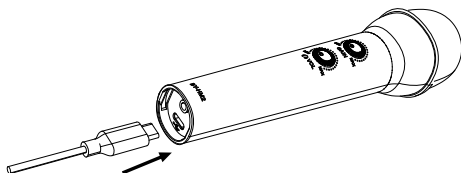
Main features:



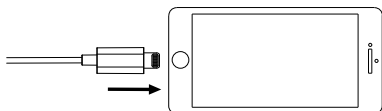
1. On/Off switch
2. Gain control switches for microphone and headphone
3. Indicator light
4. 3.5mm headphone monitoring jack
5. USB Type-C socket
6. USB Type-C to Lightning audio cable
7. USB Type-C audio cable
8. USB Type-C to USB-A audio cable
9. 5/8" microphone mount
10. 3/8" to 5/8" screw
11. Cable protector
12. Mini tripod

## **How to use BY-HM2 handheld mic with iOS devices:**

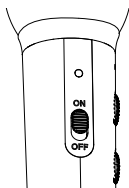
1. Use the USB Type-C to Lightning audio cable, cross the USB Type-C connector side through the cable protector and plug it on the USB Type-C socket on the bottom of BY-HM2.



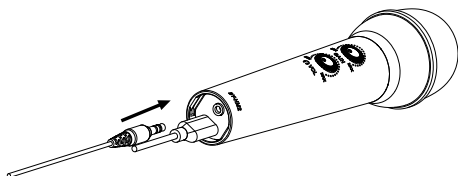
2. Plug the Lightning connector on the iOS devices



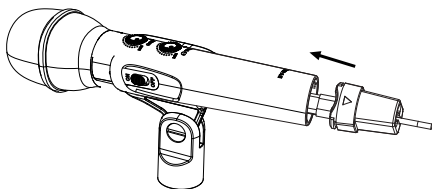
3. Turn on the microphone, the LED indicator light will turn solid green.



4. Adjust the microphone gain control switch to adjust the microphone volume to get the best recording experience.



5. Cross the earphone 3.5mm plug through the cable protector and plug it on the earphone socket on the bottom of BY-HM2.



6. Attach the cable protector to the bottom of the microphone

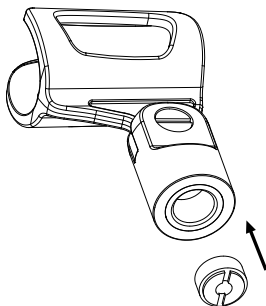
**Android devices , Windows and Mac PC please refer to the usage of iOS devices.**

Please noted that Android built-in camera do not allow external microphone, when you using this microphone on Android devices, a third party audio/video App need to be download before you start recording.

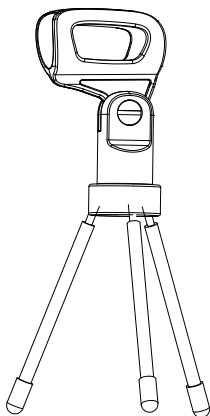
For some applications,they do not allow no latency headphone monitoring.So if you found the sound could not be monitored while you are recording, please kindly check all the settings on your application and see if no latency sound monitoring is supported.

**Accessories instruction:**

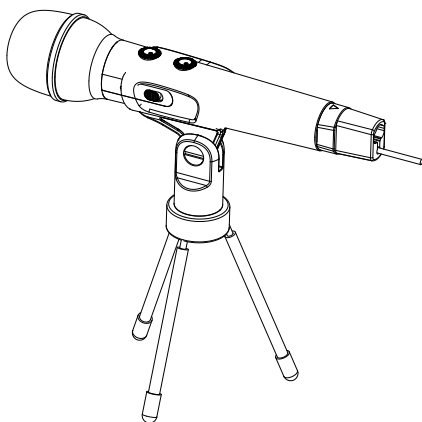
Insert the 3/8" screw to the 5/8" screw on the bottom of the microphone mount



Lock the microphone mount on the mini tripod

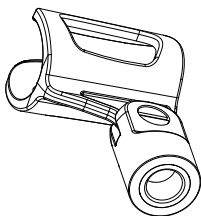


Put the microphone on the microphone mount



## **Put the microphone on other stand with 5/8" mount**

Take out the 3/8" screw from the 5/8" mount



Lock the microphone mount on any 5/8" microphone stand  
Put the microphone on the microphone mount

## **Tips and notes:**

1. Please keep the microphone away from dust and water.
2. Please follow all the safety instruction.
3. Please put the manual in safe place if you are about to sell it to customers.
4. Please do not replace any components inside the microphone on your own.
5. Please keep it away from children and pets.



**Features:**

- High quality handheld digital condenser microphone
- USB Type-C, USB-A, Lightning audio cables all included
- Compatible with iOS, Android mobile devices, Windows and Mac PC
- Intergrated gain control switches for microphone and headphone
- Mini tripod, 3/8" to 5/8" microphone mount included
- Zinc alloy construction

**Specification:**

Principle of acoustics:	Condenser
Polar pattern:	Cardioid
Frequency response:	20-20,000HZ
Sensitivity:	-40±3dB (0dB=1V/Pa@1KHz)
Signal to noise ratio:	85dB
Plug socket:	Type-C
Headphone output:	3.5mm TRS
A/D:	16bit/24bit
Sampling rate:	44.1kHz,48kHz,96kHz
Power requirement:	iOS, Android mobile devices & PC
Size:	Φ50*225mm (Φ1.9x8.8")
Cables included:	USB Type-C to USB-A
	USB Type-C to Lightning
	USB Type-C to USB Type-C
Cable length:	2m (6.6ft)
Construction:	Zinc alloy
Weight:	345g (12oz)
Working environment temperature:	-10 ℃ -55 ℃

感谢您选择BOYA!

BOYA BY-HM2是移动设备专用款心型手持麦克风。

配备USB Type-C转Lightning, USB, Type-C音频输出线, 可兼容大部分的iOS和安卓设备, 平板电脑, Windows, Mac, PC。

心型拾音模式设计, 让你专注于收录对象, 极大地减少不必要的背景噪音。麦克风和耳机增益调节功能, 可以根据录音场景进行具体的音量调整, 取得最佳的收音效果。

记录的经验 根据 different environment.迷你三脚架和3/8 "至5/8 "麦克风安装也包括在内, 允许用户做任何像vlogging, live这样的桌面记录吗流媒体和音乐录制, 或者可以安装麦克风在任何带有3/8 "或5/8 "螺丝的专业麦克风支架上, 完美的现场, 演讲和录音棚录音等。

在麦克风的底部, 有USB Type-C 充电口, 允许 使用 BY-HM2 via different 设备st 通道 内置 different cables, 必须 是 一个 3.5 毫米 耳机 output不允许对耳机进行延时监控。

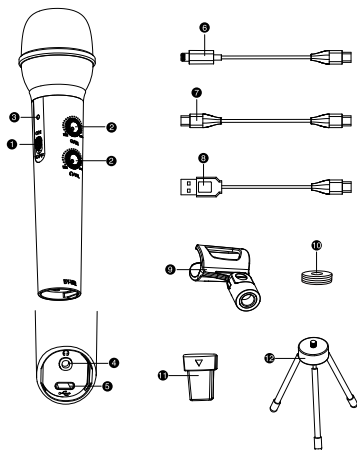
防止音频线和耳机线移动而导致录音中断的情况发生, 包装还配备了硅胶保护套。

## 产品清单

- BY-HM2麦克风
- USB Type-C转Lightning音频输出线
- USB Type-C转USB音频输出线
- USB Type-C转Type-C音频输出线
- 麦克风三脚架
- 3/8 "到5/8 "螺丝孔
- 硅胶保护套
- 收纳袋
- 手册

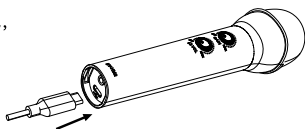
## 产品清单

1. 电源开关
2. 麦克风/耳机增益键
3. 指示灯
4. 3.5mm 耳机监听口
5. USB Type-C充电口
6. USB Type-C转Lightning音频输出线
7. USB Type-C转Type-C音频输出线
8. USB Type-C转USB音频输出线
9. 5/8 "螺丝孔 麦克风支架
10. 3/8 "转5/8 "螺母转换头
11. 硅胶保护套
12. 麦克风三脚架

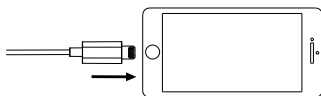


## iOS设备如何使用BY-HM2麦克风?

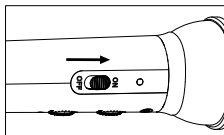
1. 使用USB Type-C转Lightning音频输出线, USB Type-C端口连接至BY-HM2底部的Type-C接口。(连接麦克风时建议配合硅胶保护套, 防止音频线移动而导致录音中断的情况发生。)



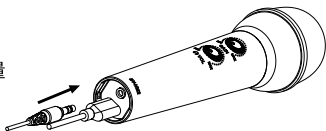
2. Lightning端口插入iOS设备上



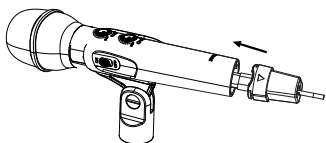
3. 打开麦克风, LED指示灯将变为绿灯常亮。



4. 调整麦克风增益大小，将麦克风音量调到合适大小，确保最好录音效果。



5. 3.5mm耳机穿过硅胶保护套，插在BY-HM2的耳机孔上。



6. 将硅胶保护套固定在麦克风的底部

## Android设备，Windows和Mac PC请参考iOS设备的使用情况。

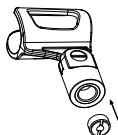
### 注意：

大部分Android设备不允许外接麦克风，当你在安卓设备上使用这个麦克风时，需要先下载第三方的音频/视频app再进行录音。


某些app不支持实时耳机监听，所以如果你不能监听声不时，请检查您的app设置，并查看是否支持实时耳机监听。

## 附件安装：


将3/8 "螺丝插入麦克风底座上的5/8 "螺丝



将麦克风固定在三脚架上的



把麦克风放在麦克风支架上



麦克风安装在5/8螺丝孔的支架上

从支架上取下3/8 "转5/8 "螺母转换头  
将麦克风安在5/8 "的麦克风支架上



提示和注意：

- 1. 请保持麦克风远离灰尘和水。
- 2. 请遵守所有的安全说明。
- 3.如果您打算出售，请将妥善保存说明书。
- 4. 请不要擅自更换麦克风部件。
- 5. 请把它放在远离儿童和宠物的地方。

特点

- 手持数字型电容式麦克风
- USB Type-C,USB, Lightning音频输出线
- 兼容iOS， 安卓， Windows， MAC系统
- 麦克风/耳机增益功能
- 微型三脚架， 3/8 "到5/8 "螺丝孔
- 锌合金结构

参数

声学原理	电容式
拾音模式	心型
频率响应	20-20,000HZ
灵敏度	-40±3dB (0dB=1V/Pa@1KHz)
信噪比	85dB
输出接口	Type-C
耳机输出	3.5mm TRS
比特率	16bit/24bit
采样率	44.1kHz,48kHz,96kHz
电源要求	iOS， 安卓移动设备或电脑供电
尺寸	Φ50*225mm (Φ1.9x8.8“)
输出线	USB Type-C转Lightning音频输出线
	USB Type-C转Type-C音频输出线
	USB Type-C转USB音频输出线
线长	2m (6.6ft)
材质	锌合金
重量	345g (12oz)
工作温度	-10℃-55℃

[www.boyamicro.com](http://www.boyamicro.com)

**SHENZHEN JIAYZ PHOTO INDUSTRIAL., LTD.**

The BOYA logo is a trademark which is registered and owned  
by Shenzhen Jiayz Photo Industrial., Ltd.

COPY RIGHT 2010-2020

深圳市长丰影像器材有限公司

地址:广东省深圳市龙华区观澜街道大富社区硅谷动力智能终端产业园A16栋

TEL: 400 6131096

Email: [sales@boyamicro.com](mailto:sales@boyamicro.com)

[www.boyamicro.com](http://www.boyamicro.com) / [www.jiayz.com](http://www.jiayz.com)