



BY-MM1 PRO

Dual-Capsule Condenser Microphone

双向电容式麦克风

Instruction Manual

Thanks for choosing BOYA!

The BY-MM1 PRO is a dual-capsule condenser shotgun microphone, capturing a high-quality, off-axis sound from both front and rear sides. Its built-in 3.5mm output cable can compatible with smartphones, tablets, DSLRs by switching between camera and smartphone mode. It provides practical functions for two-person recording, vlogging, mobile journalism and much more.

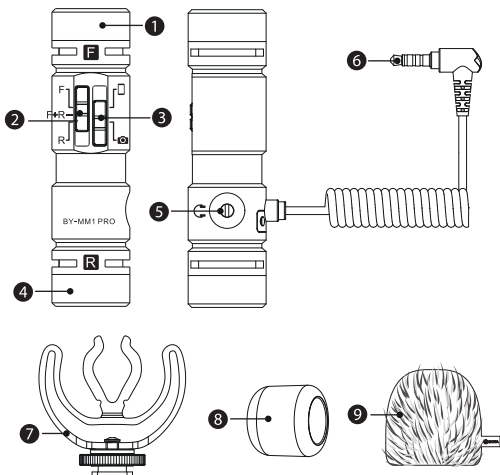
The 3.5mm headphone output lets users monitor audio with compatible apps, so you can ensure the integrity of audio.

Included detachable Rycote® Lyre® shock mount provides a reliable and solid construction, effectively eliminating noise from vibrations and camera handling.

Package contents

- BY-MM1 PRO microphone
- Rycote® Lyre® shock mount
- Zipper bag
- Fur windscreen *2
- Foam windshield *2
- User manual
- Warranty card

Product Structure



1. Front microphone
2. Front / F+R / Rear switch
3. Smartphone/Camera mode switch
4. Back microphone
5. 3.5mm headphone jack
 - Plug the headphone to monitor audio
6. 3.5mm output connector
7. Rycote® Lyre® shock mount
8. Foam windshield
9. Fur windscreen



- Please read these instructions for use thoroughly before you use this new equipment for the first time. It contains everything you need to know in order to avoid damage to persons or property.
- Strictly follow all notes on safety in these instructions for use.
- Keep these instructions for use in a safe place. If you sell your equipment or pass it on to someone else, you should also pass on these instructions for use.

1. Understand these instructions for use correctly

1.1 Marking on the device



This symbol indicates, that your device meets the safety requirements of all applicable EU-directives.



Waste disposal and protection of the environment.

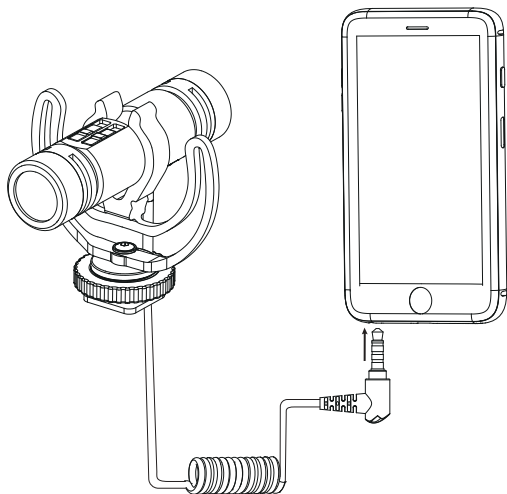
Electric and electronic appliances as well as batteries must not be disposed of together with domestic waste.

The user is legally obliged to return electric and electronic appliances as well as batteries to specially set up public collecting points or the sales outlet once they have reached the end of their service life.

Details are regulated by national law. The symbol on the product, the instructions for use or the packaging refers to these provisions. The recycling, the material-sensitive recycling or any other form of recycling of waste equipment/batteries is an important contribution to the protection of our environment.

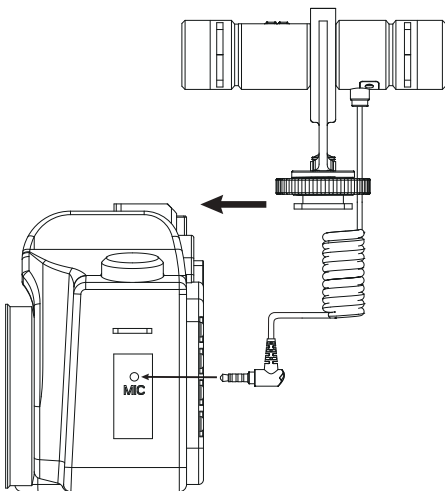
Attach the microphone to Smartphone or tablet with a 3.5mm headphone jack.

1. Connect 3.5mm connector into your smartphone, tablet.
2. Turn the switch into Smartphone mode.
3. Open the audio or video recording app and start recording.
4. Connect the headphone into the headphone output, so you can monitor the audio if necessary. The headphone jack supports playback monitoring function.



Attach the microphone to cameras, camcorders, audio recorders and other audio or video recording devices.

1. Turn counter-clockwise to loosen the screw.
2. Slide the microphone onto the camera's hot shoe.
3. Turn clockwise to tighten the screw to stabilize on the shoe mount.
4. Plug the 3.5 mm connector into the audio output jack of your camera.
5. Turn the switch into Camera mode.





Troubleshooting

If you have any problem using the BY-MM1 PRO components, use the following checklist.

If any problem persist, please consult our local dealer, or contact us directly at sales@boya-mic.com.

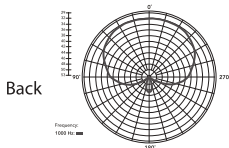
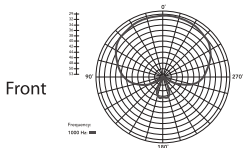
Problem	Solution
The microphone can't work	Make sure that the switch is in right position. 1) For smartphone, tablet turning switch the smartphone mode. 2) For others devices, turning the switch to camera mode.
Too much ambience noise is being picked up	Make sure that the microphone is as close as possible to the subject. A certain amount of ambient noise is unavoidable in loud environments.
Headphone jack doesn't have any sound	In Camera mode, it doesn't support audio monitoring function.

Features

- Dual-capsules super-cardioid microphone, capturing front and rear sound from the devices
- Front / F+R / Rear modes designed for varied demands
- Compatible for smartphones, tablets, DSLRs, consumer camcorder, PCs and more
- Durable aluminum construction, plug and play operation, 3.5mm headphone output for audio monitoring features
- Excellent off-axis noise rejection , low-noise circuitry and high-quality speech and dialogs
- Rycote® Lyre® shock mount, fur windscreens, foam windshields included

Specifications

Acoustic Principle	Condenser
Polar Pattern	Super-cardioid
Frequency Response	45Hz-18kHz
Sensitivity	Front:-32+/-3dB(0dB=1V/Pa,at 1KHz)
	Rear: -44+/-3dB(0dB=1V/Pa,at 1KHz)
Signal to Noise Ratio	80 dB S:(f=1KHz,S.P.L=1Pa)N:(A-Weighted curve)
Output	3.5mm TRRS jack
Weight	67.5g (2.4 oz)
Dimensions	φ22*84mm (1*3.3')



感谢您选择BOYA!

BY-MM1 PRO是双向电容式麦克风，专注于收录前后方高质量声音。内置的3.5mm 输出音频插头可以通过切换相机和智能手机模式来识别智能手机、平板电脑和单反相机。

适用于双人录音、视频录制、移动新闻等使用场景。3.5mm耳机输出孔监听功能，允许用户在手机模式下监控音频录制情况，确保音频的完整性。产品配备可拆卸Rycote® Lyre®减震座，能够有效地消除振动噪音。

包装清单

- BY-MM1 PRO麦克风
- Rycote® Lyre® 防震支架
- 拉链包
- 防风棉×2
- 防风毛×2
- 用户手册
- 保修卡



- 初次使用设备前，为了避免对人或产品造成伤害，请仔细阅读使用说明书。
- 严格遵守这些指示中的安全注意事项
- 请保存好使用说明书，确保设备正确使用。

正确理解这些说明

1) 设备上的标记



这个符号表明，此设备满足欧盟适用的所有制定的安全要求



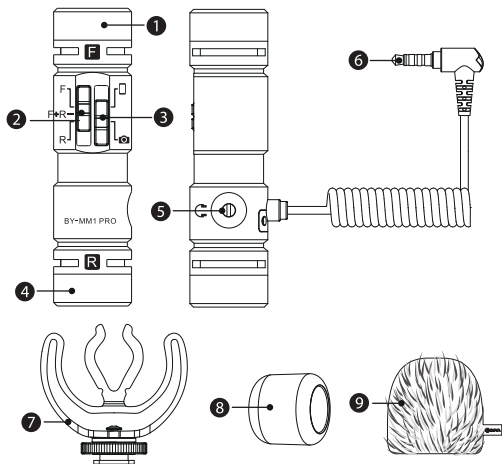
废物处置与环境保护

电器、电子设备以及电池不得与生活垃圾一起处理。

用户有义务将电器、电子设备

及电池放至专门设置公共回收采集点；细节由国家法律规定。

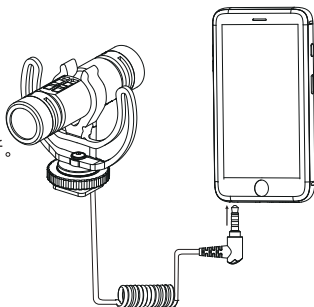
产品结构



1. 前置麦克风
2. 前单声道/混音模式/后单声道开关
3. 手机/相机模式开关
4. 后置麦克风
5. 3.5mm耳机监听孔
- 插入耳机进行音频回放监听
6. 3.5mm音频输出插头
7. Rycote® Lyre®防震架
8. 防风棉
9. 防风毛

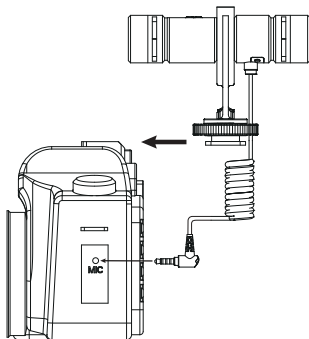
将麦克风连接到智能手机或平板电脑上

1. 将3.5mm音频输出插头接入到您的智能手机,平板电脑。
2. 将开关拨至手机模式
3. 录音完成后,插入3.5mm耳机监听口进行音频回放监听。
4. 麦克风内置耳机监听孔,插入耳机即可进行音频监听。



将麦克风连接到相机,摄像机,其他音频或视频设备上

1. 逆时针旋转松开螺丝。
2. 把麦克风滑到摄像机的热靴座上。
3. 顺时针旋转拧紧螺丝,使麦克风固定在热靴座上。
4. 将3.5mm音频输出插头接入至设备的麦克风输入接口上。
5. 将开关拨至相机模式





故障排除

使用BY-MM1 PRO组件,如果你有任何问题可以使用下面的解决方案
如果问题持续存在,请咨询当地的经销商或直接与我们联系

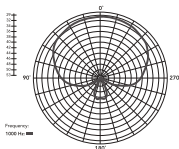
问题	解决方案
麦克风不工作	确保麦克风开关拨至正确档位 1) 智能手机、平板电脑将开关拨至手机模式 2) 相机、摄像机、音频录音, 将开关拨至相机模式
存在噪音	麦克风尽可能接近录音主体。 少量的环境噪声在嘈杂环境中是不可避免的
无法监听	相机模式下不支持音频监听

特点

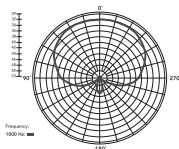
- 超心型双向麦克风设计
- 前单声道/混音模式/后单声道模式切换
- 兼容智能手机，平板电脑，单反，消费摄像机，个人电脑等
- 坚固铝合金材质，即插即用操作，3.5mm耳机监听功能
- 离轴噪声抑制功能，保证高质量录音
- 配置Rycote® Lyre®防震架，防风棉，防风毛
- 内置1/4"螺纹孔和标准冷靴座设计

Specifications

声学原理	电容式
拾音模式	超心型
频率响应	45Hz-18kHz
灵敏度	前置麦克风: $-32\pm/-3\text{dB}$ ($0\text{dB}=1\text{V}/\text{Pa}$, at 1KHz) 后置麦克风: $-44\pm/-3\text{dB}$ ($0\text{dB}=1\text{V}/\text{Pa}$, at 1KHz)
信噪比	80 dB S:(f=1KHz, S.P.L=1Pa)N:(A-Weighted curve)
音频输出插头	3.5mm TRRS 插头
重量	67.5g
尺寸	$\phi 22*84\text{mm}$



前置麦克风



后置麦克风

www.boyamicro.com

SHENZHEN JIAYZ PHOTO INDUSTRIAL., LTD.

The BOYA logo is a trademark which is registered and owned by Shenzhen Jiayz Photo Industrial., Ltd.

COPY RIGHT 2010-2020

深圳市长丰影像器材有限公司

地址:广东省深圳市龙华区观澜街道大富社区硅谷动力智能终端产业园A16栋

TEL: 400 6131096

Email: sales@boyamicro.com

www.boyamicro.com / www.jiayz.com